

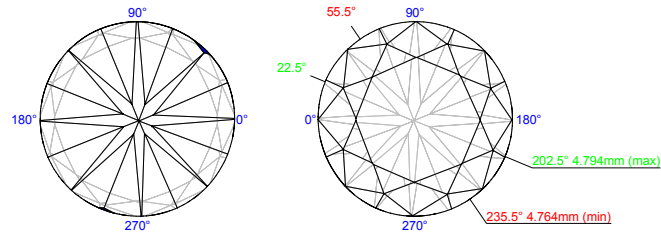
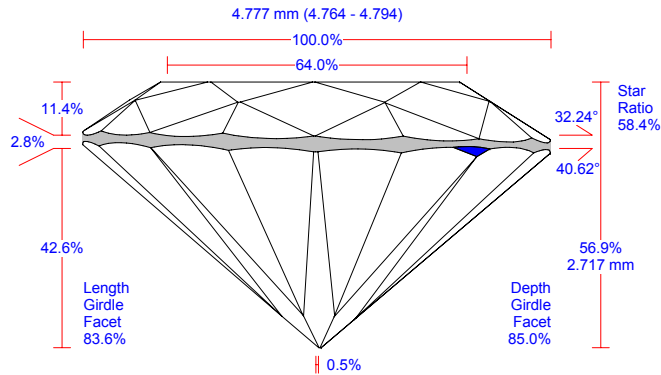
HELIUM ILLUSTRATED REPORT

Polished Brilliant

Model: Simple
 Expert name: Makoed A.G.
 Report date: 19.02.2007
 Real weight, ct:
 Calculated weight, ct: 0.37, 0.3756
 Measurements: 4.777 (4.764-4.794) x 2.717 / 0.018 mm
 Spread: 0.03 ct, 8.38%

Average values, mm

Diam	Total height	Crown height	Pav. depth	Table	Culet	Girdle		
						Bezel	Bone	Valley
4.777	2.717	0.543	2.037	3.060	0.025	0.136	0.158	0.073



Appraiser title
 Overall cut quality
 Symmetry appraiser title
 Overall symmetry quality

GIA_PCTG_StarCul
 G
 Internal
 FR

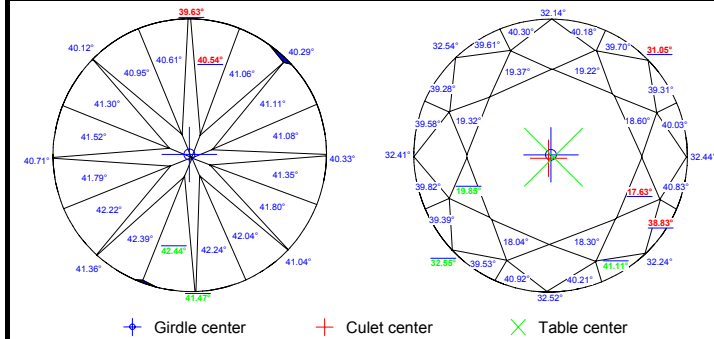
Color	
Clarity	
Polish	
Fluorescence	

Parameter	Avg	Min	Max	Dev	Cut	Sym
Diameter, mm	4.777	4.764	4.794	0.62%	E	VG
Crown angle, °	32.24	31.05	32.55	1.50	Grading	VG
Pavilion angle, °	40.62	39.63	41.47	1.84	Grading	GD
Total height, %	56.88				V	
Crown height, %	11.37	10.64	12.34	1.71	V	GD
Pavilion depth, %	42.64	41.67	43.72	2.05	N/A	GD
Table, %	64.05	63.84	64.15	0.31	Grading	EX
Culet, %	0.53	0.35	0.63	0.28	E	EX
Girdle Bezel, %	2.84	2.39	3.40	1.01	E	GD
Girdle Bone, %	3.30	2.94	3.80	0.86		VG
Girdle Valley, %	1.53	1.16	1.98	0.82	E	EX
Star: Upper ratio, %	58.39: 41.61	54.01: 45.99	63.15: 36.85	9.14	E	FR
Star angle, °	18.79	17.63	19.85	2.21		VG
Upper girdle angle, °	39.91	38.83	41.11	2.28		VG
Length girdle facet, %	83.64	81.71	85.34	3.63	E	VG
Lower girdle angle / Halves angle, °	41.53	40.54	42.44	1.91		VG
Twist, °	1.38	0.03	3.61	3.58		FR
Crown height, mm	0.543	0.508	0.590	0.082	V	GD
Pavilion depth, mm	2.037	1.990	2.088	0.098	N/A	GD
Table, mm	3.060	3.050	3.064	0.015	Grading	EX
Culet, mm	0.025	0.017	0.030	0.013	E	EX
Girdle Bezel, mm	0.136	0.114	0.162	0.048	E	GD
Girdle Bone, mm	0.158	0.140	0.181	0.041		VG
Girdle Valley, mm	0.073	0.055	0.095	0.039	E	EX

Measurement as per OctoNus theory:

Crown angle, °	32.24	31.80	32.42	0.62		
Pavilion angle, °	40.62	40.52	40.82	0.31		
Fish eye effect, °			3.36		N/A	
Culet through Crown Bezel, °			25.30		N/A	

Parameter, °	1	2	3	4	5	6	7	8
Pav. azimuths dev. from ideal	0.00	0.09	0.15	1.58	1.30	0.36	0.11	0.03
Crown azimuths dev. from ideal	0.04	0.81	-0.38	-0.42	-2.31	1.24	0.08	3.22
Crown painting	-1.37	-1.48	-2.05	-0.65	-1.03	-1.14	-0.84	-2.94
Pavilion painting	-0.16	-2.07	-1.37	-0.75	0.98	-0.30	0.35	-0.41
	0.10	-1.29	0.97	-0.60	0.16	-0.35	-0.16	0.17

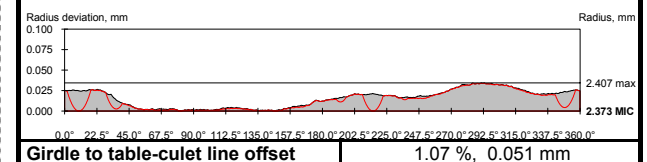
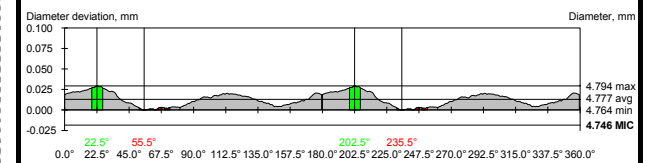
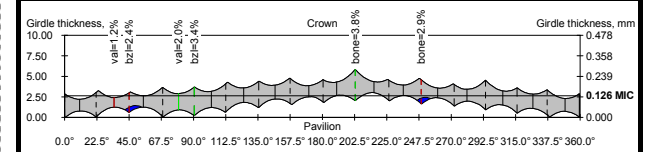


	Offset by table axis	
Girdle-Culet	1.52 ± 0.26, %	0.073 ± 0.012, mm
Girdle-Table	1.24 ± 0.23, %	0.059 ± 0.011, mm
Table-Culet	1.83 ± 0.27, %	0.087 ± 0.013, mm

1	2	3	4	5	6	7	8
4.783	4.772	4.775	4.775				
32.41	32.54	32.14	31.05	32.44	32.24	32.52	32.55
40.33	40.29	39.63	40.12	40.71	41.36	41.47	41.04
12.34	12.14	11.54	10.84	10.64	10.64	11.16	11.64
41.67	42.24	41.95	42.85	43.48	43.72	43.06	42.18
64.07	64.15	64.14	63.84				
2.87	2.39	3.40	3.19	2.72	2.47	2.60	3.06
2.99	3.54	3.44	3.07	3.80	2.94	3.59	3.05
1.43	1.16	1.38	1.98	1.96	1.76	1.68	1.35
1.63	1.34	1.27	1.17	1.44	1.70	1.73	1.54
54.65: 45.35	57.84: 42.16	60.63: 39.37	58.79: 41.21	63.15: 36.85	60.26: 39.74	57.78: 42.22	54.01: 45.99
19.32	19.37	19.22	18.60	17.63	18.30	18.04	19.85
39.58	39.28	39.61	40.30	40.18	39.70	39.31	40.03
40.83	38.83	41.11	40.21	40.92	39.53	39.39	39.82
84.20	83.27	82.67	81.94	82.31	81.71	82.81	82.65
83.09	83.59	84.35	85.34	85.25	84.74	85.21	85.13
41.08	41.11	41.06	40.54	40.61	40.95	41.30	41.52
41.79	42.22	42.39	42.44	42.24	42.04	41.80	41.35
0.04	0.73	0.54	2.00	3.61	0.88	0.03	3.19
0.590	0.580	0.551	0.518	0.508	0.508	0.533	0.556
1.990	2.018	2.004	2.047	2.077	2.088	2.057	2.015
3.061	3.064	3.064	3.050				
0.137	0.114	0.162	0.153	0.130	0.118	0.124	0.146
0.143	0.169	0.164	0.147	0.181	0.140	0.171	0.146
0.068	0.055	0.066	0.095	0.094	0.084	0.080	0.065
0.078	0.064	0.060	0.056	0.069	0.081	0.083	0.074

32.42	32.39	32.33	31.80				
40.52	40.82	40.55	40.58				
Extra Facet / Nat				Yes (2)			
Girdle to MIC, mm				0.018			

Paint / Dug	Avg	Type	Sym	Dev	Sym
Crown, °	-1.58	Painting	EX	-4.24	EX
Crown, notch	0.4, Small			1.1	
Pavilion, °	-0.30		EX	-2.07	EX
Pavilion, notch	0.1, Negligible			0.6	



Girdle to table-culet line offset: 1.07%, 0.051 mm